



DESCRIZIONE TECNICA / TECHNICAL DESCRIPTION

STRUTTURA Legno imbottito con Poliuretano e Fiberfill. Seduta con cinghie elastiche intrecciate

CUSCINI SEDUTA Poliuretano, Fiberfill e piumino

CUSCIN. SCHIENALE Piumino

CUSCIN. BRACCIOLI Piumino

RIVESTIMENTO Tessuto o pelle svestibile (escluso pelli stampate). Sella decorativa removibile, applicata sul bracciolo

PIEDI Legno tinto wengé

COMPLEMENTI Mobile con cassetto (KUR01), mobile con bracciolo libreria (KUR02) e bracciolo libreria (KUR/BR). Realizzati in legno curvato rivestito in pelle Vermont non removibile. Mobili con interno cassetto laccato opaco e rivestito in microfibra; top in vetro extrachiaro inciso a rombi

OPTIONAL 1 Trapuntatura a rombi su sella bracciolo

OPTIONAL 2 Trapuntatura a rombi Royale su sella bracciolo

OPTIONAL 3 Cuscino schienale con ricamo logo

OPTIONAL 4 Trapuntatura su frontale cassetto

FRAME Wood padded with Polyurethane and Fiberfill. Seat with interwoven elastic bands

SEAT CUSHIONS Polyurethane, Fiberfill and down feather

BACK CUSHIONS Down feather

ARMREST CUSHION Down feather

COVER Fabric or leather with loose cover (printed leather not included). Armrest with removable decorative saddle

FEET Wood wengé stained

ACCESSORIES Case with drawer (KUR01), case with armrest-bookshelf (KUR02) and armrest-bookshelf (KUR/BR). Made with curved wood covered in not removable Vermont leather. Cases with lacquered internal drawer covered in microfibre; extra clear glass top with rhombus engravings

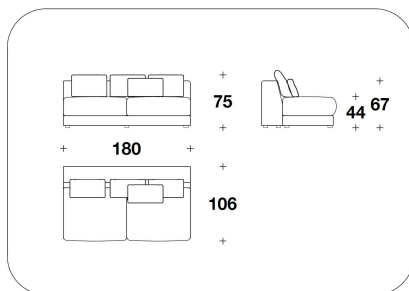
OPTIONAL 1 Manufacture quilted diamond on armrest saddle

OPTIONAL 2 Manufacture Royale quilted diamond on armrest saddle

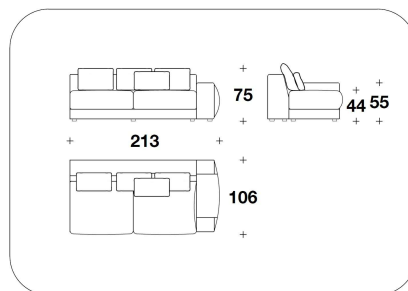
OPTIONAL 3 Logo embroidery on the back

OPTIONAL 4 Manufacture quilted diamond on case's frontal drawer

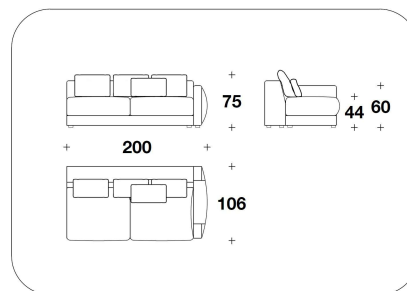




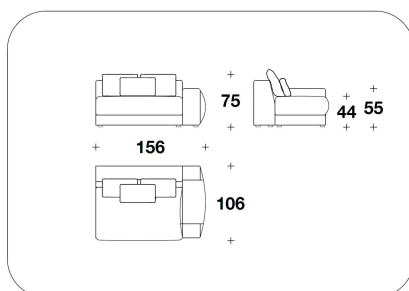
KUR (E2CN)
ELEMENTO CENTRALE 2 POSTI / 2
SEATER CENTRAL ELEMENT
180x106x75H. – H.S.44cm
71x41 2/3x29 2/3H. – H.S.17 1/4"



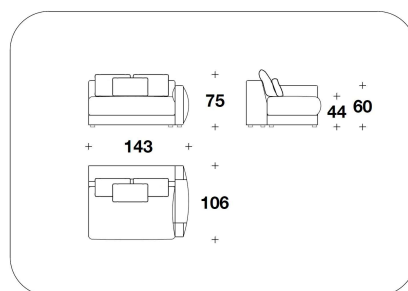
KUR (E2BD) - KUR (E2BS)
ELEMENTO TERMINALE 2 POSTI CON
BRACCIOLO DX O SX / 2 SEATER END
ELEMENT WITH RIGHT OR LEFT
ARMREST
213x106x75H. – H.S.44cm
84x41 2/3x29 2/3H. – H.S.17 1/4"



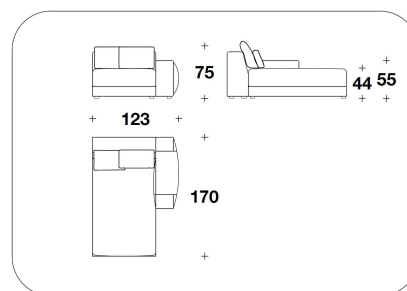
KUR (E2AD) - KUR (E2AS)
HIGH ARMREST : ELEMENTO
TERMINALE 2 POSTI CON BRACCIOLO
DX O SX / 2 SEATER END ELEMENT
WITH RIGHT OR LEFT ARMREST
200x106x75H. – H.S.44cm
78 2/3x41 2/3x29 2/3H. – H.S.17 1/4"



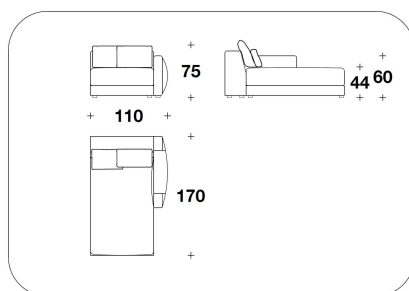
KUR (E1GBD) - KUR (E1GBS)
ELEMENTO TERMINALE GRANDE CON
BRACCIOLO DX O SX / BIG END
ELEMENT WITH RIGHT OR LEFT
ARMREST
156x106x75H. – H.S.44cm
61 1/3x41 2/3x29 2/3H. – H.S.17 1/4"



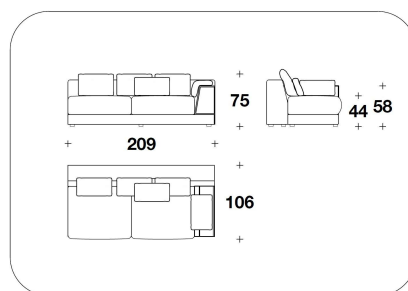
KUR (E1GAD) - KUR (E1GAS)
HIGH ARMREST : ELEMENTO
TERMINALE GRANDE CON
BRACCIOLO DX O SX / BIG END
ELEMENT WITH RIGHT OR LEFT
ARMREST
143x106x75H. – H.S.44cm
56 1/3x41 2/3x29 2/3H. – H.S.17 1/4"



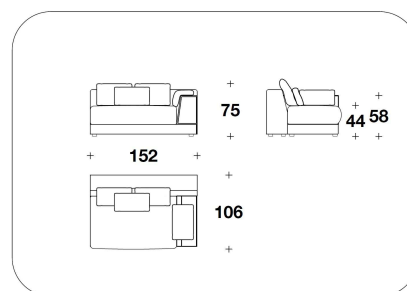
KUR (CLBD) - KUR (CLBS)
CHAISE LONGUE DX O SX / RIGHT OR
LEFT CHAISE LONGUE
123x170x75H. – H.S.44cm
48 1/3x67x29 2/3H. – H.S.17 1/4"



KUR (CLAD) - KUR (CLAS)
HIGH ARMREST : CHAISE LONGUE DX
O SX / RIGHT OR LEFT CHAISE
LONGUE
110x170x75H. – H.S.44cm
43 1/3x67x29 2/3H. – H.S.17 1/4"



KUR (E2CD) - KUR (E2CS)
ELEMENTO TERMINALE 2 POSTI CON
BRACCIOLO-LIBRERIA DX O SX / 2
SEATER END ELEMENT W/ RIGHT OR
LEFT ARMREST-BOOKSHELF
209x106x75H. – H.S.44cm
82 1/3x41 2/3x29 2/3H. – H.S.17 1/4"

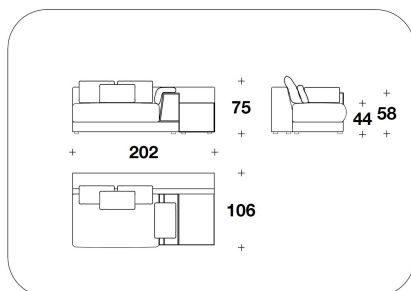


KUR (E1CD) - KUR (E1CS)
ELEMENTO TERMINALE GRANDE CON
BRACCIOLO-LIBRERIA DX O SX / BIG
END ELEMENT W/ RIGHT OR LEFT
ARMREST-BOOKSHELF
152x106x75H. – H.S.44cm
60x41 2/3x29 2/3H. – H.S.17 1/4"

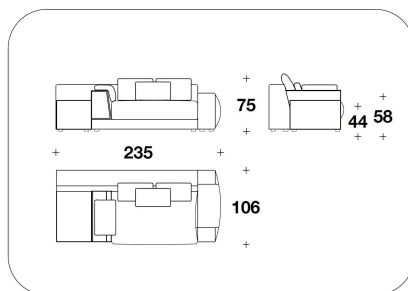
BENTLEY HOME
sofa & armchairs
STOWE



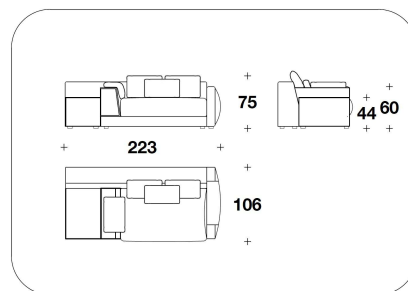
BENTLEY



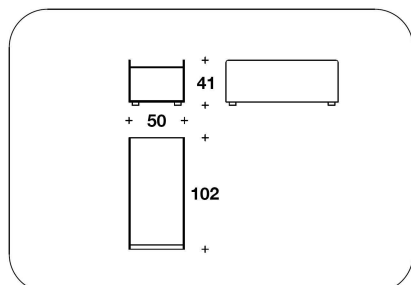
KUR (ECNMD) - KUR (ECNMS)
ELEMENTO CENTRALE GRANDE CON
BRACCIOLO LIBRERIA + MOBILE CON
CASSETTO SX/DX / RIGHT OR LEFT
BIG CENTRAL ELEMENT W/ARMREST-
BOOKSHELF + CASE W/ DRAWER
202x106x75H. – H.S.44cm
79 2/3x41 2/3x29 2/3H. – H.S.17 1/4"



KUR (EMBD) - KUR (EMBS)
ELEMENTO TERMINALE GRANDE CON
BRACCIOLO DX/SX + MOBILE CON
CASSETTO SX/DX / BIG END ELEMENT
WITH RIGHT OR LEFT ARMREST +
LEFT OR RIGHT CASE W/ DRAWER
235x106x75H. – H.S.44cm
92 2/3x41 2/3x29 2/3H. – H.S.17 1/4"



KUR (EMAD) - KUR (EMAS)
HIGH ARMREST : ELEMENTO
TERMINALE GRANDE CON
BRACCIOLO DX/SX + MOBILE CON
CASSETTO SX/DX / BIG END ELEMENT
WITH RIGHT OR LEFT ARMREST +
LEFT OR RIGHT CASE W/ DRAWER
223x106x75H. – H.S.44cm
87 2/3x41 2/3x29 2/3H. – H.S.17 1/4"



KUR (01)
MOBILE CON CASSETTO / CASE WITH
DRAWER
50x102x41H.cm
19 3/4x40x16 1/4H."

Note