



**DESCRIZIONE TECNICA / TECHNICAL DESCRIPTION**

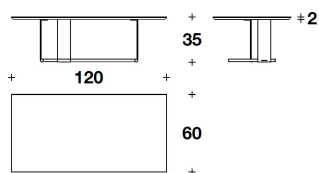
**GAMBE** Acciaio finitura canna di fucile

**PIANO** Legno impiallacciato rovere rigatino tinto wengé, marmo di Carrara bianco oppure Breccia Sarda, finitura lucida

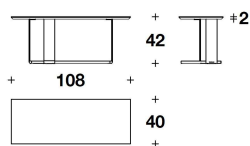
**LEGS** Steel with gun-metal grey finishing

**TOP** Solid ash wood wengé stained, Carrara White or Breccia Sarda marble, with glossy finishing

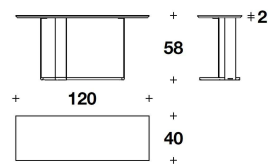




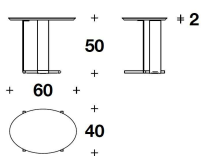
CTT (17M/2)  
 RECTANGULAR : COFFEE TABLE  
 120x60x35H.cm  
 47 1/3x23 2/3x13 3/4H."



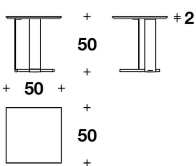
CTT (17M/5)  
 RECTANGULAR : LOW SIDE TABLE  
 108x40x42H.cm  
 42 2/3x15 3/4x16 2/4H."



CTT (17M/6)  
 RECTANGULAR : HIGH SIDE TABLE  
 120x40x58H.cm  
 47 1/3x15 3/4x23H."



CTT (17M/3)  
 OVAL : SIDE TABLE  
 60x40x50H.cm  
 23 2/3x15 3/4x19 3/4H."



CTT (17M/4)  
 SQUARE : SIDE TABLE  
 50x50x50H.cm  
 19 3/4x19 3/4x19 3/4H."

**Note**