



DESCRIZIONE TECNICA / TECHNICAL DESCRIPTION

STRUTTURA Acciaio finitura canna di fucile, Bronze Shadow oppure Palladium
TOP Specchio extrachiario, bronzo o fumé, coordinato alla finitura della struttura. Logo LL applicato sul top

Versione alternativa in marmo Carrara Gioia o Portoro Palladium, con finitura lucida oppure Verde Alpi o Rosso Lepanto, con finitura opaca

Logatura speciale LL con marchio inciso sul marmo ed intarsiato in ottone lucido

N.B. Ogni pietra, essendo un prodotto naturale, è un pezzo unico e quindi può presentare variazioni di colore e struttura


FRAME Steel with gun-metal grey, Bronze Shadow or Palladium finishing

TOP Extra clear, bronze or smoke grey mirror, coordinated with the frame finishing. LL logo on the mirror top

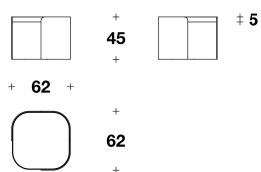
Alternative version in Carrara Gioia or Portoro Palladium marble, with glossy finishing or Verde Alpi or Lepanto Red with matt finishing

LL special logo, engraved on the marble and with polished brass inlay

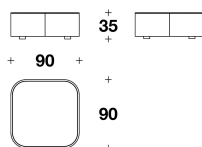
N.B. Each stone, being a natural product, is a one-of-a-kind piece and can therefore exhibit colour and structural differences



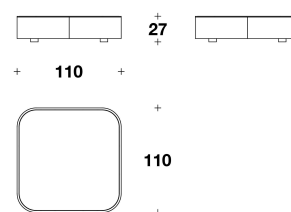
LUXURY LIVING LUXENCE
coffee-side tables
PARSONS



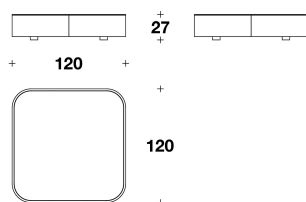
LYC (11)
 SQUARE : COFFEE TABLE
 62x62x45H. cm
 24 1/3x24 1/3x17 3/4H. "



LYC (12)
 SQUARE : COFFEE TABLE
 90x90x35H. cm
 35 1/3x35 1/3x13 3/4H. "



LYC (13)
 SQUARE : COFFEE TABLE
 110x110x27H. cm
 43 1/3x43 1/3x10 3/4H. "



LYC (14)
 SQUARE : COFFEE TABLE
 120x120x27H. cm
 47 1/3x47 1/3x10 3/4H. "

Note