



DESCRIZIONE TECNICA / TECHNICAL DESCRIPTION

STRUTTURA Legno imbottito con Poliuretano e Fiberfill, seduta con cinghie elastiche intrecciate

CUSCINATURA SEDUTA Poliuretano, Fiberfill e piumino

CUSCIN.SCHIENALE Piumino

RIVESTIMENTO Tessuto o pelle non removibile (escluso pelli stampate). Cuscinate svestibili. Filetto in velluto o pelle a scelta su inserto bracciolo

PIEDI Legno tinto wengé

OPTIONAL Ricamo logo oval su cuscino schienale (vedi special manufactures pag.2) colore coordinato al filetto

OPTIONAL CUSCINO Cuscino bracciolo in piuma 60x40 per divano e 80x40 per elemento Trapezium. Con optional ricamo logo oval (vedi special manufactures pag.2), colore coordinato al filetto

FRAME Wooden frame padded with Polyurethane and Fiberfill, seat with interwoven elastic bands

SEAT CUSHIONS Polyurethane, Fiberfill and down feather

BACK CUSHIONS Feather

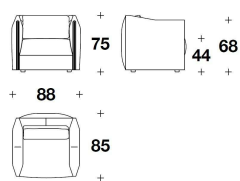
COVER Not removable fabric or leather (printed leather not included). Cushions with loose cover. Arm's frontal cover with velvet or leather piping on request

FEET Wood wengé stained

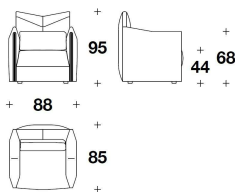
OPTIONAL Oval logo embroidery on back cushions (see special manufactures pag.2), colour coordinated with piping

OPTIONAL CUSHION Cushion in feather 60x40 for sofa and 80x40 for Trapezium element. Optional oval logo embroidery (see special manufactures pag.2), colour coordinated with piping

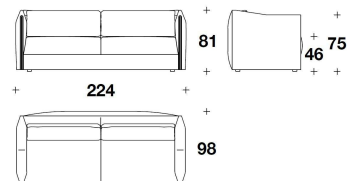




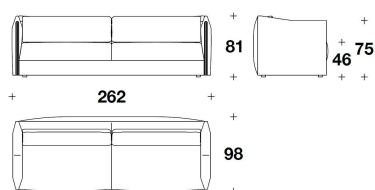
DLS (POL)
POLTRONA / ARMCHAIR
88x85x75H. - H.S.44cm
34 2/3x33 1/3x29 2/3H. - H.S.17 1/4"



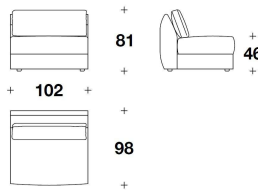
DLS (POL2)
BERGERE : POLTRONA / ARMCHAIR
88x85x95H. - H.S.44cm
34 2/3x33 1/3x37 1/3H. - H.S.17 1/4"



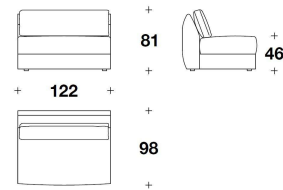
DLS (D3)
DIVANO 3 POSTI / 3 SEATER SOFA
224x98x81H. - H.S.46cm
88 1/3x38 2/3x32H. - H.S.18"



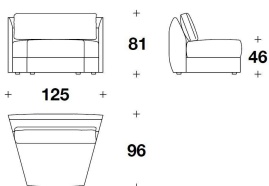
DLS (D4)
DIVANO 4 POSTI / 4 SEATER SOFA
262x98x81H. - H.S.46cm
103x38 2/3x32H. - H.S.18"



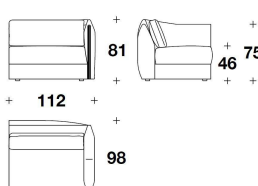
DLS (ECP)
ELEMENTO CENTRALE / CENTRAL
ELEMENT
102x98x81H. - H.S.46cm
40x38 2/3x32H. - H.S.18"



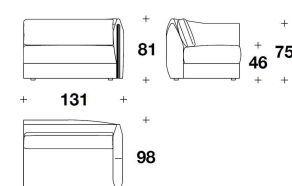
DLS (ECG)
ELEMENTO CENTRALE GRANDE / BIG
CENTRAL ELEMENT
122x98x81H. - H.S.46cm
48x38 2/3x32H. - H.S.18"



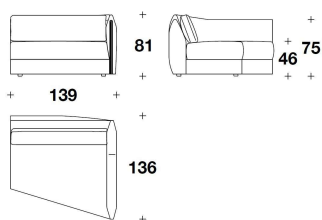
DLS (CNT)
TRAPEZIUM : ELEMENTO CENTRALE /
CENTRAL ELEMENT
125x96x81H. - H.S.46cm
49 1/3x37 2/3x32H. - H.S.18"



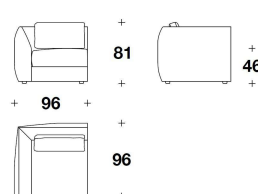
DLS (EPD) - DLS (EPS)
ELEMENTO CON BRACCIOLO DX O SX
/ ELEMENT WITH RIGHT OR LEFT
ARMREST
112x98x81H. - H.S.46cm
44x38 2/3x32H. - H.S.18"



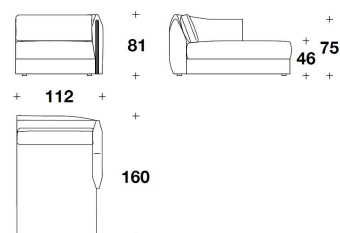
DLS (EGD) - DLS (EGS)
ELEMENTO GRANDE CON
BRACCIOLO DX O SX / BIG ELEMENT
WITH RIGHT OR LEFT ARMREST
131x98x81H. - H.S.46cm
51 2/3x38 2/3x32H. - H.S.18"



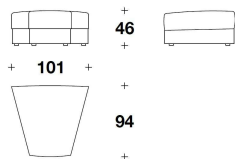
DLS (EOD) - DLS (EOS)
TRAPEZIUM : ELEMENTO CON
BRACCIOLO DX O SX / ELEMENT WITH
RIGHT OR LEFT ARMREST
139x136x81H. - H.S.46cm
54 2/3x53 2/3x32H. - H.S.18"



DLS (ANG)
ELEMENTO ANGOLARE / CORNER
ELEMENT
96x96x81H. - H.S.46cm
37 2/3x37 2/3x32H. - H.S.18"



DLS (CLD) - DLS (CLS)
CHAISE LONGUE : DX O SX / RIGHT OR
LEFT
112x160x81H. - H.S.46cm
44x63x32H. - H.S.18"



DLS (POUT)
TRAPEZIUM : POUF / OTTOMAN
101x94 - H.S.46cm
39 2/3x37 - H.S.18"



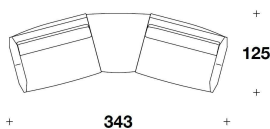
DLS (/OPT)
OPTIONAL : CUSCINO BRACCIOLO /
ARMREST CUSHION
60x40cm
23 2/3x15 3/4"



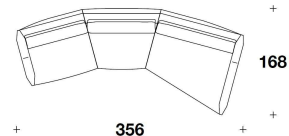
DLS (EO/OPT)
OPTIONAL TRAPEZIUM : CUSCINO
BRACCIOLO GRANDE / BIG ARMREST
CUSHION
75x40cm
29 2/3x15 3/4"



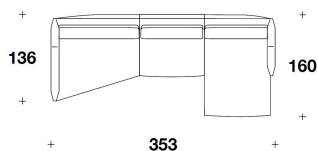
DLS (ANG/OPT)
OPTIONAL : CUSCINO SCHIENALE /
BACK CUSHION
65x40cm
25 2/3x15 3/4"



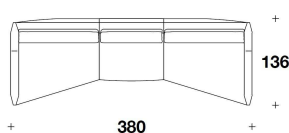
DLS (EGS) + DLS (POUT) + DLS (EGD)
A) : ESEMPIO DI COMPOSIZIONE /
SECTIONAL SOFA EXAMPLE
343x125cm
135x49 1/3"



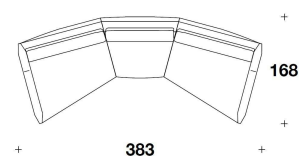
DLS (EPS) + DLS (CNT) + DLS (EOD)
B) : ESEMPIO DI COMPOSIZIONE /
SECTIONAL SOFA EXAMPLE
356x168cm
140x66"



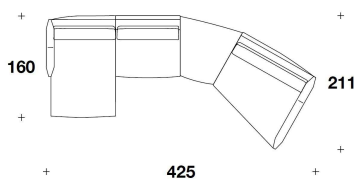
DLS (EOS) + DLS (ECP) + DLS (CLD)
C) : ESEMPIO DI COMPOSIZIONE /
SECTIONAL SOFA EXAMPLE
353x160cm
139x63"



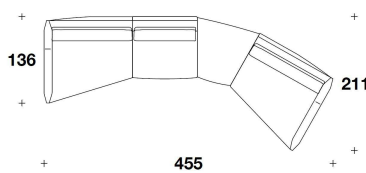
DLS (EOS) + DLS (ECP) + DLS (EOD)
D) : ESEMPIO DI COMPOSIZIONE /
SECTIONAL SOFA EXAMPLE
380x136cm
149 1/2x53 2/3"



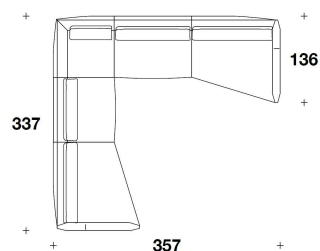
DLS (EOS) + DLS (CNT) + DLS (EOD)
E) : ESEMPIO DI COMPOSIZIONE /
SECTIONAL SOFA EXAMPLE
383x168cm
151x66"



DLS (CLS) + DLS (ECP) + DLS (POUT)
+ DLS (EOD)
F) : ESEMPIO DI COMPOSIZIONE /
SECTIONAL SOFA EXAMPLE
425x211cm
167 1/2x83"



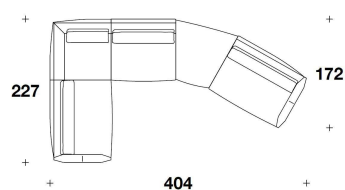
DLS (EOS) + DLS (ECP) + DLS (POUT)
+ DLS (EOD)
G) : ESEMPIO DI COMPOSIZIONE /
SECTIONAL SOFA EXAMPLE
455x211cm
179x83"



DLS (EOS) + DLS (ECP) + DLS (ANG) +
DLS (ECG) + DLS (EOD)
H) : ESEMPIO DI COMPOSIZIONE /
SECTIONAL SOFA EXAMPLE
357x337cm
140 1/2x132 2/3"

TRUSSARDI CASA
sofas
MARYL

TRUSSARDI
CASA



DLS (EGS) + DLS (ANG) + DLS (ECP) +
DLS (POUT) + DLS (EGD)

I) : ESEMPIO DI COMPOSIZIONE /
SECTIONAL SOFA EXAMPLE

404x227cm

159x89 1/3"

Note