



**DESCRIZIONE TECNICA / TECHNICAL DESCRIPTION**

**N.B. GLI ELEMENTI COMPOSITIVI NON SONO VENDIBILI SINGOLARMENTE, MA SOLO IN UNA COMPOSIZIONE DI SEDUTE**

**STRUTTURA** Legno imbottito con Poliuretano e Fiberfill, seduta con cinghie elastiche intrecciate

**CUSCINATURA SEDUTA** Piuma e Poliuretano

**CUSCINATURA SCHIENALE** Piuma e Poliuretano

**RIVESTIMENTO** Tessuto o pelle sfoderabile (escluso pelli stampate). Braccioli, fascia schienale e sottoseduta rivestiti in pelle. Dettagli metallici finitura canna di fucile oppure ottone lucido

**PIEDI** Legno tinto wengé

**OPTIONAL** Applicazione logo oval su cuscini schienale (vedi special manufactures pag.1)

**N.B. THE SECTIONAL ELEMENTS ARE NOT AVAILABLE AS SINGLE ELEMENT, BUT ONLY IN A SECTIONAL SOFA**

**FRAME** Wooden frame padded with Polyurethane and Fiberfill, seat with interwoven elastic bands

**SEAT CUSHIONS** Feather and Polyurethane

**BACK CUSHIONS** Feather and Polyurethane

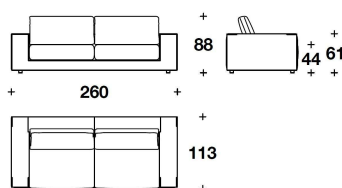
**COVER** Removable fabric or leather (printed leather not included). Armrests, back band and seat band covered in leather. Metal details with gun-metal grey or polished brass finishing

**FEET** Wood wengé stained

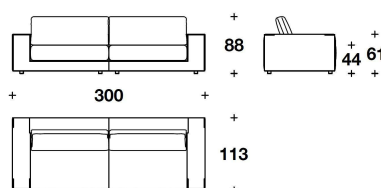
**OPTIONAL** Oval logo application on back cushions (see special manufactures pag.1)



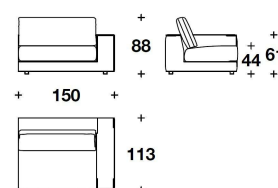
LEATHER COVER



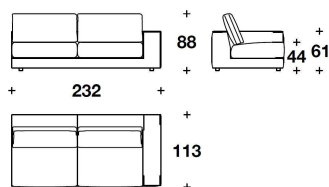
**SQU (D3)**  
 DIVANO 3 POSTI / 3 SEATER SOFA  
 260x113x88H. – H.S.44cm  
 102 1/3x44 1/3x34 2/3H. – H.S.17 1/4"



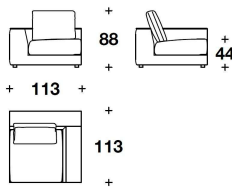
**SQU (D4)**  
 DIVANO 4 POSTI / 4 SEATER SOFA  
 300x113x88H. – H.S.44cm  
 118x44 1/3x34 2/3H. – H.S.17 1/4"



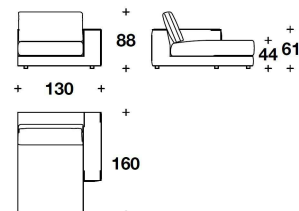
**SQU (E1D) - SQU (E1S)**  
 ELEMENTO 1 POSTO CON  
 BRACCIOLO DX O SX / 1 SEATER  
 ELEMENT WITH RIGHT OR LEFT  
 ARMREST  
 150x113x88H. – H.S.44cm  
 59x44 1/3x34 2/3H. – H.S.17 1/4"



**SQU (E3D) - SQU (E3S)**  
 ELEMENTO 3 POSTI CON BRACCIOLO  
 DX O SX / 3 SEATER ELEMENT WITH  
 RIGHT OR LEFT ARMREST  
 232x113x88H. – H.S.44cm  
 91 1/3x44 1/3x34 2/3H. – H.S.17 1/4"



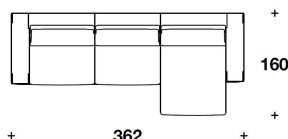
**SQU (ANG)**  
 ELEMENTO ANGOLARE / CORNER  
 ELEMENT  
 113x113x88H. – H.S.44cm  
 44 1/3x44 1/3x34 2/3H. – H.S.17 1/4"



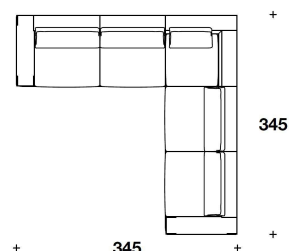
**SQU (CLD) - SQU (CLS)**  
 CHAISE LONGUE : DX O SX / RIGHT OR  
 LEFT  
 130x160x88H. – H.S.44cm  
 51 1/3x63x34 2/3H. – H.S.17 1/4"



**SQU (ANG/CUS)**  
 CUSCINO / CUSHION  
 64x51cm  
 25 1/3x20"



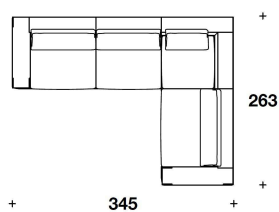
**SQU (E3S) + SQU (CLD)**  
 A) : ESEMPIO DI COMPOSIZIONE /  
 SECTIONAL SOFA EXAMPLE  
 362x160x88H. - H.S.44 cm  
 142 1/2x63x34 2/3H. - H.S.17 1/4 "



**SQU (E3S) + SQU (ANG) + SQU (E3D)**  
 B) : ESEMPIO DI COMPOSIZIONE /  
 SECTIONAL SOFA EXAMPLE  
 345x345x88H. - H.S.44cm  
 135 2/3x135 2/3x34 2/3H. - H.S.17 1/4"

**TRUSSARDI CASA**  
**sofas**  
**MARRIS**

**TRUSSARDI**  
CASA



SQU (E3S) + SQU (ANG) + SQU (E1D)

C) : ESEMPIO DI COMPOSIZIONE /  
SECTIONAL SOFA EXAMPLE

345x263x88H. - H.S.44cm

135 2/3x103 2/3x34 2/3H. - H.S.17 1/4"

**Note**