



DESCRIZIONE TECNICA / TECHNICAL DESCRIPTION

N.B. GLI ELEMENTI COMPOSITIVI SONO VENDIBILI ANCHE SINGOLARMENTE

STRUTTURA Legno imbottito con Poliuretano e Fiberfill, struttura seduta con cinghie elastiche intrecciate

Profilo esterno braccioli in acciaio finitura canna di fucile, Bronze Shadow oppure Palladium

Elemento bracciolo con piano in marmo Carrara Gioia, Portoro Palladium con finitura lucida, oppure in marmo Verde Alpi o Rosso Lepanto con finitura levigata

N.B. Ogni pietra, essendo un prodotto naturale, è un pezzo unico e quindi può presentare variazioni di colore e struttura

CUSCINI SCHIENALE Piumino

RIVESTIMENTO Tessuto o pelle non sfoderabile. Filetto a scelta in tessuto o pelle

PIEDI Legno massello tinto scuro

N.B. THE SECTIONAL ELEMENTS ARE ALSO AVAILABLE AS SINGLE ELEMENT

FRAME Wood padded with Polyurethane and Fiberfill, seat frame with interwoven elastic bands. External armrest profile in steel with gun-metal grey, Bronze Shadow or Palladium finishing

Armrest element with top in Carrara Gioia or Portoro Palladium marble, glossy finishing, or in Lepanto Red or Verde Alpi marble with smooth finishing

N.B. Each stone, being a natural product, is a one-of-a-kind piece and can therefore exhibit colour and structural differences

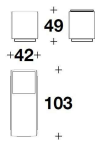
BACK CUSHIONS In down feather

COVER Not removable fabric or leather. Leather or fabric piping to be chosen

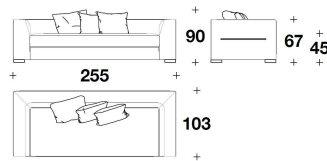
FEET Solid wood dark stained feet



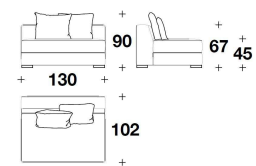
LUXENCE LUXURY LIVING
sofas & armchairs
HARRY



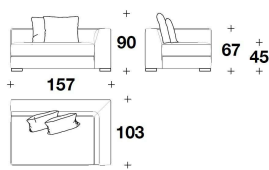
LNA (BR)
 ELEMENTO BRACCIOLO / ARMREST
 ELEMENT
 42x103x49Hcm
 16 2/4x40 2/3x19 1/4H"



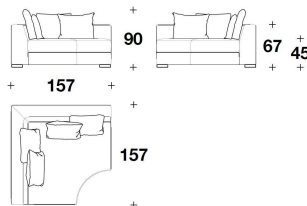
LNA (D3)
 DIVANO 3 POSTI / 3 SEATER SOFA
 255x103x90H. - H.S.45cm
 100 1/3x40 2/3x35 1/3H. - H.S.17 3/4"



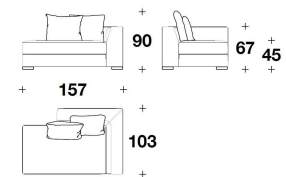
LNA (ECG)
 BIG : ELEMENTO CENTRALE /
 CENTRALE ELEMENT
 130x102x90H. - H.S.45cm
 51 1/3x40x35 1/3H. - H.S.17 3/4"



LNA (EDG) - LNA (ESG)
 BIG : ELEMENTO CON BRACCIOLO DX
 O SX / RIGHT OR LEFT SEAT ELEMENT
 WITH ARMREST
 157x103x90H. - H.S.45 cm
 61 2/3x40 2/3x35 1/3H. - H.S.17 3/4 "



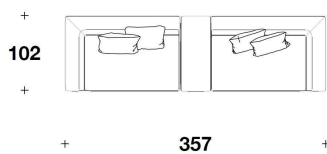
LNA (ANG)
 ELEMENTO ANGOLARE / CORNER
 ELEMENT
 157x157x90H. - H.S.45cm
 61 2/3x61 2/3x35 1/3H. - H.S.17 3/4"



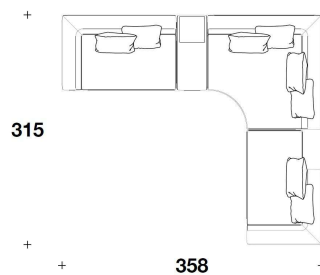
LNA (PEND) - LNA (PENS)
 ELEMENTO PENISOLA CON
 BRACCIOLO DX O SX / PENINSULA
 ELEMENT WITH RIGHT OR LEFT
 ARMREST
 157x103x90H. - H.S.45cm
 61 2/3x40 2/3x35 1/3H. - H.S.17 3/4"

Note

EXAMPLES OF SECTIONAL SOFAS



LNA (ESG) + LNA (BR) + LNA (EDG)



LNA (ESG) + LNA (BR) + LNA (ANG) + LNA (PEND)